

Seating

Standing

Sleeping

Therapy

Therapy Equipment by Jenx

A colourful, simple and flexible range of products to help with support or specific therapy treatments



Always Supportive...

Therapy Equipment by Jenx



The Therapy Equipment range by Jenx are bright, easy to use therapy aids that both children and adults can quickly start to benefit from without undergoing a formal assessment.

The simple design of the Therapy range means they can offer benefits for a number of users within a department rather than being restricted to one individual. They can help with support or specific therapy treatments such as postural drainage or prone lying, and can be used as part of regular therapy programmes.

The Therapy range includes items that are versatile and flexible, whilst providing fun, comfort and achievement for users with a range of developmental needs; there are rolls and wedges to climb over, mats to lie on, and tables and chairs to enable the user to take part in all their favourite floor-based activities.

Ziggy by Jenx

Ziggy offers a unique experience in positioning.

Ziggy is used for support, therapy, rest and imaginative play and can be utilised in several different ways. These include; promoting activity such as crawling, to support balance when used for sitting either astride or to one side, and to develop positioning by placing Ziggy behind or in front of the user to help to maintain an overall body posture.

This highly adaptable product is square in cross section and can be bent at a number of points to create many different shapes. It can be easily transported too, so if you are away from home and need a support aid for a young child, simply bend Ziggy round into a 'U' shape and place on the floor.

Everyone can find a use for Ziggy, the question is: how many uses for Ziggy can you come up with?

Always Encouraging

Therapy equipment can improve the user's outlook on the world and benefit in a variety of ways.

Encourages balance and muscle development




Helps digestion, bowel and bladder emptying



Assists freedom to explore and be creative



Provides opportunities to increase social skills



Aids postural control and stability



Assists activity and functionality



Provides rest and relaxation, minimising fatigue



Provides a new perspective and ways to participate

Users gain huge psychological and physical benefits from therapy programmes, using equipment that can aid physical, social and developmental improvements.

Ziggy Technical Specifications:

Measurement	Units	Size 1	Size 2
length x width x height	mm	1200 x 100 x 100	1200 x 150 x 150

INNOVATIVE FEATURE

Comfortable

Generously padded to provide soft and comfortable support.

INNOVATIVE FEATURE

Easy Clean

The covers for Ziggy are machine washable and can be tumble dried, making it really easy to keep the product clean. Ziggy is fully upholstered in waterproof, wipeable, and antibacterial fabric, which repels fluid, wipes easily and remains hygienic.



INNOVATIVE FEATURE

Flexible and Versatile

It can be bent to offer support to bodies, limbs and joints in many intricate and specific ways. The shapes are retained under gentle pressure, while its long length allows it to be formed into whole circles of support if necessary.

Ziggy can be used to support almost anyone in any position. It works well with **Dreama™** where you wish to support a defined whole body or limb posture.

Wedges, Rolls and Mats by Jenx

A range of soft, colourful and comfortable supports in various shapes and sizes, which can be used to create play opportunities and for specific therapy treatments.

Wedges:

These can be used for both prone and supine lying. There are also optional accessories to enhance postural control and stability.

Mats:

These are custom made to the size and shape the user requires.

When you have decided what you need, simply get in touch.

Rolls:

Can be used in lying to support both legs at the knees. This tends to increase stability and helps to prevent legs rolling to the side or the user windsweeping.

Rolls are also a great aid to improve sitting balance and to practice sit to stand, whilst maintaining a neutral or abducted hip position.

Always Thoughtful **Outstanding features and benefits**

INNOVATIVE FEATURE

Easy Care

The easy clean, water repellent and fire retardant covers make your item safe and pleasant to use. The material is also antimicrobial so they are great for using in therapy with multiple children.

INNOVATIVE FEATURE

Durable, Vibrant Colours

Covers made from durable fabric (and 5 different colour options) lengthen the life of your product.

INNOVATIVE FEATURE

Range of Accessories

Wedges used for prone lying can include **Straps** to keep the user centred, **Side Walls** to prevent active users from rolling off the **Wedge** and **Abduction Blocks** to maintain a neutral or abducted hip position.

These accessories can also be used in conjunction with a **Roll** for supine lying to offer a comfortable position for the legs whilst reducing abdominal cavity pressure; especially helpful immediately after a meal.



Always Configurable **Wedge Accessories**



Abduction Block

Helps to maintain a neutral or abducted hip position on the **Wedge**. Available in 2 sizes.



Side Walls

These help prevent the user from rolling off the **Wedge**.



Standard Strap

Straps keep the user centred on the **Wedge**. Can be used with or without side walls.

Wedges Technical Specifications:

(See above diagram for a,b,c,d area)

Measurement	Units	Size 1	Size 2	Size 3	Size 4	Size 5
a x b x c x d	mm	600 x 190 x 600 x 20	500 x 150 x 500 x 20	1200 x 350 x 600 x 20	920 x 300 x 600 x 20	600 x 210 x 600 x 50

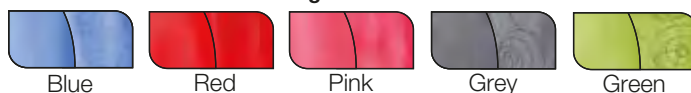
Rolls Technical Specifications:

Measurement	Units	Size 1	Size 2	Size 3	Size 4
length x diameter	mm	600 x 300	900 x 300	1200 x 300	900 x 350

Mats:

Custom made to your specification

Each item is available in a range of 5 vibrant colours to choose from:



* Manufactured in a combination of both plain and patterned fabric

Side Lying Board by Jenx

An adjustable lying surface that offers supported comfort to users while resting or during play activities. Side lying is a great position in which to re-charge and also for joining in with friends within a classroom environment.

Offering comfortable and safe positioning; the angle of both the lying and back support surface of the Side Lying Board can be easily adjusted to prevent the user from rolling forward. The full length support also means they will feel safe and relaxed, with a surface wide enough for the user to feel completely secure.

The Side Lying Board offers effective support for those who have poor postural control, low muscle tone or have a tendency to curve to the side. The padded surface area also enables the user to be safely and comfortably supported during rest or activities.

Always Thoughtful **Outstanding features and benefits**

INNOVATIVE FEATURE

Comfortable, Adjustable Lying Surface

The upholstered surface is comfortable to lie on and wide enough for the user to feel secure. The angle of the surface can be altered to slope the user slightly backwards to prevent them from rolling forward.

INNOVATIVE FEATURE

Adjustable Back Support

Full length support for the user means they feel safe and relaxed. The back can be angled to help prevent the user from rolling forwards or to adjust position.

INNOVATIVE FEATURE

Wide Straps

For added security, wide straps are used to keep the user positioned correctly. The straps will normally be used around the chest and hips, but each user may require support in a slightly different way.



The **Ly-on** by Jenx is also available from our Therapy range and is an alternative option should additional support be required to suit the user's needs.

Ly-on is the ideal platform to build a structured yet safe and comfortable posture for users who have complex postural or medical needs. The versatile base offers a wide range of height adjustment and the 15 degrees of tilt in either direction allows for opportunities to change weight distribution to aid in pressure management.

Side Lying Board Technical Specifications:

Side Lying Board only available in green pattern

	Measurement	Units	Size 2	Size 3	Size 4
Age Range	approx.	mths - yrs	9mths - 4yrs	3yrs - 9yrs	8yrs - Adult
User Weight	max	kg	80	80	80
Bench Angle	recline	degrees	15°	15°	15°
Back Angle	recline - forward	degrees	25 - 90	25 - 90	25 - 90
Bench Size	width x length	mm	555 x 1335	650 x 1640	740 x 1935
Floor to Bench Surface	height	mm	590	625	760
Top of Back Support from Bench Surface	height	mm	330	350	400
Footprint	width x length	mm	410 x 950	480 x 1250	680 x 1860

Therapy Bench by Jenx

Offering an ideal platform for a variety of activities such as sitting and balance therapy, dynamic sitting balance and sitting posture improvement.

The Therapy Bench is available in 2 different sizes with a half and full length option in each size, to suit users up to a maximum load weight of 85kg. Both sizes are height adjustable with secure locking legs. There are also three interchangeable flat cushion depths, or the option of a **Half Round Cushion**, which make it an extremely versatile piece of equipment to use with several users in one environment.

Cushions are attached by hook and loop fastener and are all upholstered in easy clean, water repellent and fire retardant vinyl which contains an antimicrobial agent to help with infection control in a multi-user environment.

The robust and sturdy design makes it possible for therapists to sit with the user on the bench to offer extra support if required. The **Flat Top Cushion** can be used for balance and stretching and the **Half Round Cushion** can be used on or off the bench for core strengthening and stretches.

Always Thoughtful Outstanding features and benefits

INNOVATIVE FEATURE

Cushions

Both the **Flat** and **Half Round Cushions** are made from antimicrobial, easy clean vinyl that are simple to detach and swap around.

INNOVATIVE FEATURE

Height Adjustable

The height of the Therapy Bench is easily adjusted using the bolt. The height adjustments are in easy to see increments, and the legs lock securely in place, ensuring a stable base at the appropriate height for each user.



Therapy Bench Size 2 Full Length

Therapy Bench Size 2 Half Length

INNOVATIVE FEATURE

Pelvic Support Pack

Providing pelvic support for a stable seating position. Incorporating adjustable lateral **Support Pads** with flip away action to enable ease of access. Comes with cover. (Only for use with the 25mm or 50mm cushions).

Abduction Block

Provides simple abduction to ensure the right position for the user. Comes with cover. (Only for use with the 25mm or 50mm cushions).



Knee Blocks

Available in 2 sizes, simple to use knee blocks with fully adjustable knee cups which can be used to control legs and create abduction or adduction and control mild windsweeping.

Therapy Bench Technical Specifications:

Therapy Bench only available in green pattern

	Measurement	Units	Therapy Bench Full Length Size 1	Therapy Bench Half Length Size 1	Therapy Bench Full Length Size 2	Therapy Bench Half Length Size 2
User Weight	max	kg	85	85	85	85
Floor to Bench Surface <small>(without Cushion)</small>	height	mm	165 - 250	165 - 250	235 - 395	235 - 395
Bench Top	length x width	mm	980 x 200	480 x 200	980 x 250	480 x 250
Flat Cushion	length x width	mm	1000 x 250	500 x 250	1000 x 300	500 x 300
Flat Cushion	depth	mm	25 or 50 or 100	25 or 50 or 100	25 or 50 or 100	25 or 50 or 100
Half Round Cushion	length x width x height	mm	500 x 250 x 125	500 x 250 x 125	500 x 300 x 150	500 x 300 x 150
Footprint	length x width	mm	965 x 428	465 x 428	965 x 409	465 x 428

Corner Seat & Nursery Table by Jenx

Corner Seat

An adjustable floor based seating system that provides support for young children from approx. 6 months to 10 years.

The Corner Seat includes an adjustable back height and can be used with or without the upper back support. An **Abduction Block** is also included to help keep the child positioned correctly; placing their hips neatly into the back of the seat.

Midline positioning is maintained by the corner design of the system and, if you prefer to have a flat back with wings at the side, there are small **Triangular Cushions** available to place at the back to provide this setting.

Nursery Table

A large and sturdy table that provides endless play opportunities.

The plastic activity surface can be used flat or angled as an easel and includes a height adjustable frame to meet the requirements of every child. It can also be used to great effect with the Corner Seat, with a short strap attaching the two items in use to prevent a child tipping the table over.

Surface area is easy to wipe clean and the cut out design to one side allows the child to get close to their table-top activities. Edging around the remainder of the surface also reduces the risk of objects sliding off the table.

Always Thoughtful **Outstanding features and benefits**



INNOVATIVE FEATURE
Trunk Positioning
The sturdy 'wings' and corner design help to maintain symmetry of a child's spine.

INNOVATIVE FEATURE
Floor Sitting
A simple first seat to introduce children to floor sitting. Long-leg sitting helps to maintain the length of the muscles behind the knee.

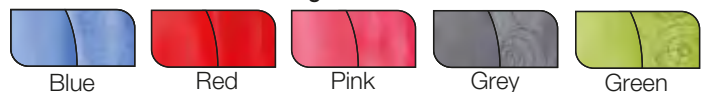
INNOVATIVE FEATURE
Height Adjustable
The Nursery Table can be easily adjusted for height. Adjustment is continuous rather than incremental, so every child can have their table at precisely the correct height for them. This feature allows the Nursery Table to be used by children using a Corner Seat or other floor seats, or by children who are able to sit unaided.

INNOVATIVE FEATURE
Shoulder Support
Adjustable upper support can be used to support the head or shoulders.

INNOVATIVE FEATURE
Sturdy and Bright
Sturdy table with a large, clear surface area; big enough for a child to play or work at most activities with ease.

INNOVATIVE FEATURE
Useful Cut Out Detail
The cut out on the table gives children the opportunity to be surrounded by the work surface, which means that even children who find it difficult to bring their hands forward will have their arms supported.

Corner Seat available in a range of 5 vibrant colours to choose from:



* Manufactured in a combination of both plain and patterned fabric

Always Configurable **Accessories**



Corner Seat Abduction Block

For abduction when long-leg sitting, the **Abduction Block** is adjusted to ensure the correct position for the child.



Corner Seat Triangular Cushions

For those who prefer to have a flat back with wings. The **Triangular Cushions** can also be used beside the legs to prevent external rotation of the legs.

Corner Seat Technical Specifications:

	Measurement	Units	Size 1	Size 2	Size 3
Age Range <small>(approx)</small>	approx.	mths - yrs	6 mths - 2 yrs	1 yrs - 6 yrs	4 yrs - 10 yrs
User Weight	max	kg	25	35	50
Total Back Support Height	min - max	mm	315 - 425	440 - 620	500 - 680
Lower Back Support Height	max	mm	165	235	235
Hip Width	max	mm	330	390	495
Seat Depth	max	mm	350	370	465

Side Lying Board Technical Specifications:

	Measurement	Units	Size 1	Size 2	Size 3
Table Size	length x width	mm	510 x 605	510 x 605	510 x 705
Table Height	min - max	mm	190 - 280	245 x 345	290 x 440
Table Angle <small>(From Horizontal)</small>	recline - forward	degrees	40° - 40°	40° - 40°	40° - 40°
Load Weight	max	kg	20	20	20
Distance Between Table Legs	width	mm	570	570	670

Find Your Distributor

To locate one of our carefully selected distributors, visit:

[jenx.com/where-to-buy](https://www.jenx.com/where-to-buy)



@JenxLtd



@JenxLtd



@JenxLtd

